


Orizome Folding Guide


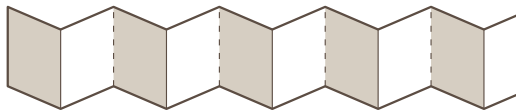
Here are some folding techniques.
Start by folding the paper vertically into a bellows shape.
Please refer to the "Basic Folding" shown in the figure on the right.



Basic Folding


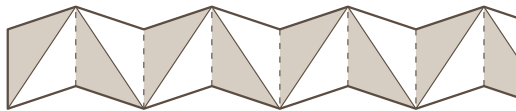
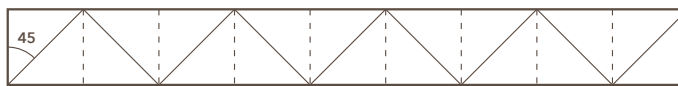
———— Mountain fold
----- Valley fold

method 1. **Rectangle Pattern** Simple rectangular fold.




Rectangle Pattern

method 2. **Triangle Pattern 1** Fold into an isosceles triangle.



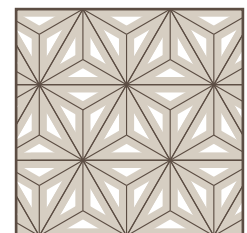
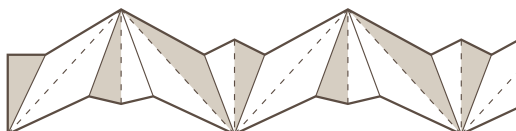
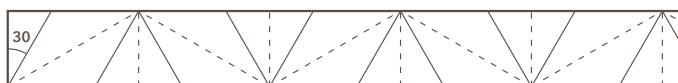
Triangle Pattern 1

method 3. **Triangle Pattern 2** Fold into an equilateral triangle.



Triangle Pattern 2

method 4. **Hemp Leaf Pattern** Slightly complicated fold that resembles a hemp leaf.



Hemp Leaf Pattern

